

# HLS® MULTIPOINT HARDWARE DOOR REPLACEMENT QUESTIONNAIRE



Customer Name: \_\_\_\_\_ Phone #: \_\_\_\_\_

Is this for a single point system? (Latch and Deadbolt Only) Please answer #7 and #8

1. Is there a logo on the metal faceplate on the edge of the door between the latch and deadbolt ?  
 HOPPE     FUHR     Other \_\_\_\_\_
2. What is the finish of the faceplate on the edge of the door?  
 Stainless Steel     Brass
3. What is the width of the metal faceplate strip on the edge of the door?  
 5/8" (16mm)     25/32" (20mm)     Other \_\_\_\_\_
4. What is the door panel height? (see Example #1 on page 2) \_\_\_\_\_
5. What is the Handle Height? (see Example #1 on page 2)     36" (914mm)     Other \_\_\_\_\_
6. What is the distance from the center of the handle down to the center of the thumbturn/Cylinder (PZ Distance)? (see Example #1 on page 2)     3 5/8" (92mm)     Other \_\_\_\_\_
7. Backset: What is the distance from the center of the handle to the edge of the door? (see Example #1 on page 2)  
 1.38" (35mm)     1.77" (45mm)     2.36" (60mm)     2.76" (70mm)     Other \_\_\_\_\_
8. Dead Bolt Throw: With the door open, measure how far out the deadbolt extends? (see Example #1 on page 2)  
 1/2" (14mm)     1" (25mm)     Other \_\_\_\_\_
9. Is this a manual or automatic door gear system?     Manual     Automatic

**Manual Definition:** You need to first Lift lever to engage locking points then turn thumbturn to extend deadbolt

**Automatic Definition:** Once door is closed locking points automatically engage, then turn thumbturn to extend deadbolt


10. Type of locking point system - Active Door Only? (Refer to pictures below) For measurements: measure from the center of the handles either up or down to the locking points. (see Example #1 on page 2)



Tongue

Measurements:  
Upper \_\_\_\_\_

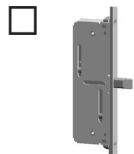
Lower \_\_\_\_\_



2 Roller

Upper \_\_\_\_\_

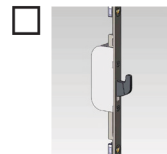
Lower \_\_\_\_\_



Roundbolt

Upper \_\_\_\_\_


Lower \_\_\_\_\_



Swinghook

Upper \_\_\_\_\_

Lower \_\_\_\_\_



Shootbolt



Tongue/Shootbolt

Measurements:  
For Tongue

1st Upper \_\_\_\_\_

1st Lower \_\_\_\_\_



Roller/Shootbolt

For Roller

1st Upper \_\_\_\_\_

1st Lower \_\_\_\_\_



Roundbolt/Shootbolt

For Roundbolt

1st Upper \_\_\_\_\_

1st Lower \_\_\_\_\_




Swinghook/Shootbolt

For Swinghook

1st Upper \_\_\_\_\_

1st Lower \_\_\_\_\_



4 Roller

For Roller

2nd Upper \_\_\_\_\_

1st Upper \_\_\_\_\_

1st Lower \_\_\_\_\_

2nd Lower \_\_\_\_\_